



Piedmont Pastel Society

Newsletter

February 2021

President - [Tracy Ference](#)

Vice President - [Laurie Basham](#)

Secretary - [Deb Ashton](#)

Treasurer - [Eileen Wilhem](#)

Statewide Exhibit Chair - TBD

Exhibit Chair - [Ginny Stocker](#)

Program Chair - [Deborah Brown](#)

Membership Chair - [Cammie Stadler](#)

Webmaster - TBD

Hospitality & Raffles - [Carmen Davidson](#)

Newsletter - [Scarlett Fleming](#)



Hello PPS Members,

PPS started this year with tons of fun and engaging events for our members. Take a look through the newsletter for workshops and demos to participate. The January demo with Laura Pollack was well attended and workshop participants got great feedback from Laura to strengthen their composition and make their paintings pop! Remember you can send in your current projects and news at any time. The newsletter publishes every other month. Time sensitive material should be sent in near the upcoming publication date.

-Scarlett Fleming

PPS Newsletter

Contents:

PPS News	2-9
Member Spotlight	10-11
Member News	12
On My Easel	13
Opportunities	14
Book Review	15

Since 2007



Piedmont Pastel Society

The Piedmont Pastel Society, Charlotte, NC is a non-profit organization established in 2007. Our goal is to promote and provide educational opportunities for our members; to enhance community awareness and appreciation of the value and beauty of soft pastels; and to connect individual artists in our region.

Members experience a creative environment for learning and sharing in art demonstrations, membership exhibitions, plein air outings, and workshops. Our programs and socials provide channels for networking, communication, and friendship.



Piedmont Pastel Society

Newsletter

February 2021
page 2

Monthly Raffle Winners

Be sure to enter your work on the FB page:

[Piedmont Pastel Society Page](#)

(more info below)

January - Winter Landscape
Kathy Pruitt, "Morning Star"



December-Your Choice
Anthony Hedrick, "Untitled"



The 10th-25th of each month!

FEBRUARY'S FACEBOOK RAFFLE
THEME IS TREES

MARCH'S THEME IS STILL LIFE.

PPS News



Piedmont Pastel Society



Find us on
Facebook

[Click here!](#)



Piedmont Pastel Society

Newsletter

February 2021
page 3

MARK YOUR CALENDARS!



REGISTRATION IS
NOW OPEN:

February 20th: Zoom demo
with Ginny Stocker



March 20th: Zoom demo with Christine Swann

March 24th & 26th Workshop with Christine Swann

April 17th: Zoom demo with Barbara Jaenecki

May 22nd: Zoom demo with Miriam Durkin

June 19th: Zoom demo with Terrilyn



We are excited to let you know that registration is now open for Christine Swann's Zoom demo and 2-day workshop. Links can be found after the description below (pages 6 & 7). We hope to "see" you all there!!!

[Piedmont Pastel Society FBPage](#)


PPS News



Piedmont Pastel Society



[Click here!](#)



Piedmont Pastel Society

Newsletter

February 2021
page 4

PPS Board Meeting

PPS BOARD MEETING JANUARY 6, 2021

Attendees: Tracy, Deb A, Ginny, Cammie, Carmen,
Scarlett, Eileen, Laurie Absent: Deb B

Call to Order – 7:03 pm

Welcome and Introductions – Tracy

Approval of and November Board Minutes – Deb A

Motion by Eileen, Second by Carmen

Treasurer report – Eileen

People are renewing

Eileen to archive IAPS

Review of Member Show & Tell PLUS overview of the
questionnaire – Ginny

Questionnaire

o Not many received but feedback was positive

Member Show

o 2020 Show and Tell 2 mins each – good turnout

o Cornwell Center – recreational side closed for

pandemic – Ginny to call to

confirm possibly hold there in Oct

o Another venue in Charlotte – McDowell Gallery? Tracy
to make first contact and Ginny to follow up

o Susan K – lined up for 2021 fall show - \$225 3 day;
\$200 demo; \$150 jury show

Min/max number of people

She's on west coast – ZOOM workshop/show

Statewide Show

o PSNC – Statewide Jun 2021 – live show but ZOOM
reception

Ginny review of the FB challenge with Anne Strutz

FB Monthly Challenge – Ginny and Anne

o Ginny and Anne to discuss challenge for each month
tomorrow o Raffle prize

FB Monthly Raffle - Runs 10th to 25th each month –
Cammie

o Continue Monthly Raffle. Good participation. People
get to post their work. o Monthly raffle – gift certificate

Monthly Raffle and Anne Strutz Challenge – try with
both for 3 months and then review o Motion by Eileen

o Second by Laurie o All in favor

Programs

Laura Pollak Workshop – Eileen

12 signed up for workshop; 26 for demo

Eileen to send out reminder

Laura wants workshop attendee email for
communication beforehand for workshop

Book Raffle for workshop attendees

Laurie has agreed to help with Programs while Deb B is
out

Something each month – get Jan/Feb/Mar on the
website

Ginny to email list of requested artists to Laurie

July – Plein Air – move to fall or spring – Mar/Apr/May/
Oct/Nov better for plein air

Summer – demos

Oct – Member Show

PPS Workshops/Demos on 3rd Saturday of the month

PSNC and APS are typically on 2nd Saturday of the
month

Future Board Meeting Dates (Conference Calls)
7-8:30pm Feb 24?

Adjournment at 8:09pm

Respectfully submitted,

Deb Ashton Secretary


PPS News



Piedmont Pastel Society



[Click here!](#)



Piedmont Pastel Society

Newsletter

February 2021
page 5

2021 North Carolina Statewide Pastel Exhibition On Common Ground: From the Mountains to the Sea June 1-30, 2021

The North Carolina Statewide Juried Pastel Exhibition is a collaboration of three pastel societies: The Appalachian Pastel Society (APS), the Pastel Society of North Carolina (PSNC) and the Piedmont Pastel Society (PPS). Our mission is to inspire artists, enhance the public's appreciation for the lasting value and beauty of the medium of soft pastels, and establish North Carolina as an emerging cultural market. The 2021 show is hosted by the Pastel Society of North Carolina. The exhibition this year will be held at Bev's Fine Art in Raleigh, NC.

[2021 NC Statewide Pastel Exhibition Prospectus Link](#)

PPS News



Piedmont Pastel Society



Find us on
Facebook

[Click here!](#)



Piedmont Pastel Society

Newsletter

February 2021
page 6

Please join us
for our next
Zoom demo
featuring Ginny
Stocker on
February 20th.
10:00AM -
12:00PM.

[Register Here!](#)

Ginny Stocker



Zoom Demo February 20th
10:00 am - 12:00pm

Let's play with your pastels...

This is to be an interactive demo. Please come expecting to play or you can just sit back and watch the craziness! I will hopefully be both encouraging and helpful to expand your creative self to just play. We will experiment as I share things that I have learned or perhaps just some things that I want to try. And we will have such fun! The supply list is just your studio basics, but please open your mind and toss in a few things that you think "might" work at playtime.

And do expect me to have a few surprises in store! I want you to play with me, so please have some scrap pastel papers of various brands and sizes and perhaps a dozen (non-precious) pastel sticks in a variety of colors. Plan to watch this zoom show in a spot that can get "dusty"! We will be sharing unusual tools and ideas with each other so please grab some random tools of your own. (some ideas to jumpstart your brainstorming....stencils, sharpies, textured papers, clear gesso, floral stakes, inks or paints, etc.) It is my hope that you will keep playing long after our time together is done and we can share our experiments on the PPS FB page!



.....



BIO: If you haven't met me yet, my bio is pretty simple. I hold a BFA in graphic design and fine art management from Miami University of Ohio. I was blessed with a mind that loves to do it all. During those young bride and motherhood days, I was able to pop back and forth between family, business management, family, freelance graphic design, family, community volunteerism and then back to business! Finally, I suddenly find myself in that sweet spot of life where my primary focus is the combination of only my art and my family. For the second half of my life, I made a totally crazy and random decision that pastel was to be my medium of choice. In my rural Ohio home, I knew no one and had never seen a pastel painter in action, but I just knew. A medium that could be so broad and encompassing of all styles and voices had to be the one for me. Pastel can be as slow and unbelievably technical and beautiful for photorealism and portraiture work. For myself, the characteristics that drew me to this medium was that I could be fast and messy and still achieve beautiful results. My favorite pieces flow quickly and with a style of playful mark making. It is my sincere hope that my sense of peace and happiness reads in every piece. I do paint fast and I do try to paint at least a bit every day. Each new day of painting is a step closer to what I will one day find to be my own personal style. Meanwhile, I hope to try and learn everything that I possibly can do with this medium. I look forward to this demo of learning together for the Piedmont Pastel Society on February 20, 2021. Hope to see you there!

WWW.GINNYSTOCKER.COM

PPS Demo



Piedmont Pastel Society



Find us on
Facebook



Piedmont Pastel Society

Newsletter

February 2021
page 7

PPS Demo

Christine Swann

PSA, IAPS-MC

Zoom Portrait Free Demo

March 20th

10:00 am - 12:00 pm



Christine Swann is known for her light-filled portraits in pastel. Visit her studio as she demonstrates the 5-layer process she uses to build up her portraits. From the beginning drawing to tackling form and through handling color, she asks herself many questions along the way to keep herself on track when constructing an image. Watch along as she asks herself these questions and finds the answers in the pastel medium.



Christine has always been obsessed with people and their stories. Teaching artists how to understand light and the medium of pastel has become a new passion. Southwest Art Magazine picked Christine as an "Artist To Watch" and her portraits have been included in invitational exhibitions in China, France and Italy.

She has twice won the Best of Show "Prix des Pastel" Award at the IAPS (International Association of Pastel Societies) International Masters exhibition where she won the first time she was a Master Circle Member in 2015 and again last year in 2020 among many awards with this organization.

She has been included as a finalist a few times in the Portrait Society's Members' Only Competition and won 5th Place a few years ago. Her portraits have also been honored with awards in the Pastel Journal "Pastel 100" Competition, the ARC international Salon Competition and with the Pastel Society of America.

Her work is published in the books, "100 Ways To Paint People and Figures", Editions of "Strokes of Genius" and the French book, "40 Masters of Pastel." She has had many feature articles in the Pastel Journal and in the French magazine, "Pratique des Arts."

She writes a blog each week on art, life and motherhood at swannportraits.com.



Piedmont Pastel Society

[Christine Swann's Demo Here](#)



Find us on
Facebook

[Click here!](#)



Piedmont Pastel Society

Newsletter

February 2021
page 8

PPS Workshop

Christine Swann

PSA, IAPS-MC

Portrait 2 day Zoom Workshop

March 24th & 26th

10:00 am - 12:00 pm / 1:00 pm - 4:00 pm

\$300



FINDING FEATURES AND UNDERSTANDING LIGHT

March 24: 10am-12pm, lunch break, then 1pm - 4pm

Learn the system of finding a likeness quickly with the "Thirds of the Head" methodology. NO more remembering the "math" dividing up the head. Then the afternoon will focus on Light. The LAW. The rules. Ever wonder if you have errors in your work from working from photos? Now you will absolutely know...This class will apply to any subject matter, but I will be teaching how light acts across the complex topography of the head.

THE POWER OF PASTEL: Color & Control

March 26: 10am -12pm, lunch break, then 1pm - 4pm This class is about understanding the pastel medium. Learn my philosophy of the "Power of Pastel." Know when to use which brand. Know which pastels play nice with each other and which do not. This workshop is for the artist that is used to pastel and has many sticks already but needs to understand them better. I promise, you will never look at your sticks the same way again. And color? Oh yes, let's talk.....Intermediate to Advanced Level. Must already possess a wide variety of pastels. No specific brands needed, just pencils and wide variety of pastels from different companies. (which most pastelists tend to collect!)




Piedmont Pastel Society

[Christine Swann's Workshop Here](#)



Find us on
Facebook



Piedmont Pastel Society

Newsletter

February 2021
page 9

PPS Workshop




Photo Local Color Compliments Different Palette Abstract

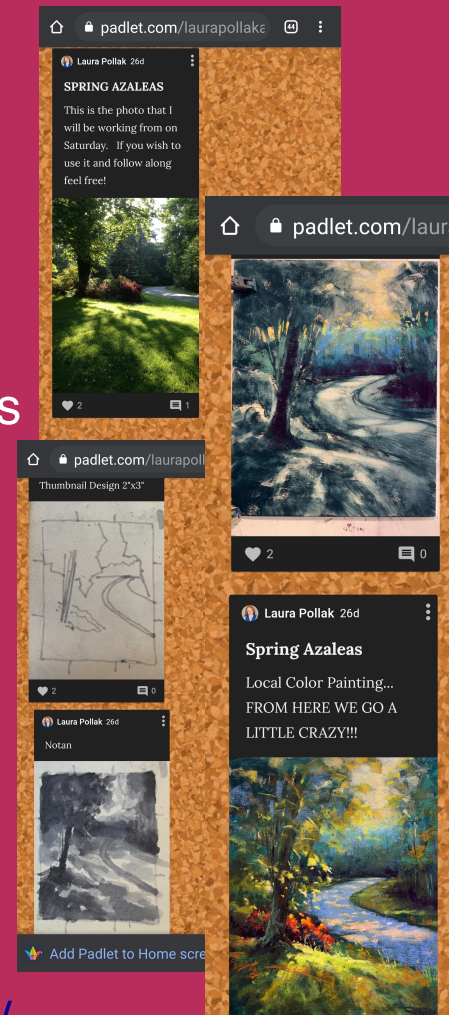


Participants joined in Laura's signature exercises during the workshop. Then Laura offered feedback and suggestions to each student. It was a lively and informative workshop. This mini-workshop was just a sample of her three-day workshops available through her website:

<http://laurapollak.com/>

Student work
courtesy Scarlett

Fleming



Piedmont Pastel Society





Piedmont Pastel Society

Newsletter

February 2021
page 10

Meet PPS Members

Meet PPS Members

In an effort to connect PPS members and expand our networks, we are asking our members to tell us a little bit about themselves. We hope to include as many members as are willing to share. A few sentences about yourself and a couple of favorite works can be sent to scarlett@scarlettfleming.com .)

Rita Kirkman

Paint Daily and Paint Small
by Rita Kirkman, PSA, IAPS/EP

Most professional artists will know that the only way to improve painting skills is to paint. And paint, and paint, and paint! The easiest way to paint a lot and finish paintings quicker is to paint small. It just makes sense. I even have a blog post of reasons to paint small!

<http://ritakirkmanjournal.blogspot.com2014/06/why-paint-small.html>

Also, an interesting thing happens when one chooses a particular subject to work into a series and paints hundreds of them. Over time, the painting (process) becomes less about the subject and more about technique. When one becomes so familiar with a subject, the subject itself becomes unimportant and the artist becomes freer to experiment with artistic elements such as composition, color, light, value, etc. For me, THIS is when the artist truly improves his or her craft.

A big part of the Daily Painting effort is daily posting online! I've found that the



Piedmont Pastel Society



Find us on
Facebook

[Click here!](#)



Meet PPS Members (cont.)



blog posting and social media marketing have been a gold mine, not just for sales, but for promotion of my public identity as an artist. Plein Air Magazine publisher and marketing guru Eric Rhodes says "You can be the greatest artist in the world, but no one will know it unless you tell them!" (and show off your work) Also, I've made friends and contacts throughout the art world from posting frequently and becoming recognized on social media.

As far as subjects go, simple is better. Mine are usually single-subject portraits (animal or human) or simple landscape compositions, something that might break down in a thumbnail sketch to 3 or 4 basic shapes. (Honestly, this is a good rule for paintings of all sizes!)

The most important piece of advice for anyone wanting to become (or at least work towards becoming) a Daily Painter is what another artist (Sara Eyestone) told us in her "Business of Art" workshop which is "First you have to do the work." Meaning, you must carve out the time each day or each week or whenever you can, to paint (or draw or however you do your art.) She told us to write down everything that is immovable (job, school, appts, etc etc) and then put "studio" or "painting time" in everywhere else. Actually write it down, and stick to it like a job! It will be difficult, and you'll miss a lot of days, but when you do it it feels so GOOD! That's the main thing I've learned in my process of the last 5 years increasing my painting time, is that painting where the joy is! There's a lot more involved with making a career out of art, but first, FIRST, one must create the art!





Piedmont Pastel Society

Newsletter

February 2021
page 12

Betsy Payne Cook's pastel painting "Safe Keeping" 12 x 24 was accepted into the Cape Cod Museum of Art's juried exhibit "Changing Tide" which is on display until March 14th.

To view virtual show please visit <https://www.ccmoa.org/changing-tide>

Betsy's on-line pastel classes are hosted by two centers on Cape Cod MA

Falmouth Art Center continues with the

ongoing class theme of "Light in the Landscape" incorporating traditional, contemporary and experimental pastel techniques, exploring the changing light of the seasons through daytime and night scenes.

Next 6-week session begins on February 17th

<https://falmouthart.org/product/online-class-a-painters-class/>

Cultural Center of Cape Cod class themes change monthly, always beginning on the first Tuesday of the month.

March theme "Figures in the Landscape" feature people and animals to enhance your landscape paintings. <https://culturalcenter.z2systems.com/np/clients/culturalcenter/event.jsp?event=6529>

April theme is "Fooling Around with the Masters" taking a spin by re-imagining paintings from historical art masters - CCenter will post the link in February.



Member News



Piedmont Pastel Society



[Click here!](#)



Piedmont Pastel Society

Newsletter

February 2021
page 13

On My Easel



This is a pastel of a special tree in Yosemite a favorite of my nephew, a firefighter who helped with the forest fires of California.

Unfortunately, the chemicals in this profession can lead to catastrophe and we lost Alex at 38 to a brain tumor.

There are so many people putting their lives on the line to save our environment.

Jay DeChesere

Artist Webpage: <http://JAYDECHESERE-artstudio.com>



Piedmont Pastel Society



Find us on
Facebook

[Click here!](#)

Piedmont Pastel Society

Newsletter

February 2021
page 14



Piedmont Pastel Society

Keep sharing...

Monthly Raffle Challenge

The 2020 Monthly Raffle was a huge success! We are excited to roll out the 2021 monthly themes and look forward to seeing all your pastel paintings!!!!

Each month we are having a Face Book Raffle. A \$25 gift certificate to your favorite art supply store will be awarded each month by a drawing. These were made possible by an anonymous donation.

How it Works....

There will be a theme each month. You will have from the 10th – 25th of that month to post your painting on the Facebook Sharing page at *Piedmont Pastel Society Sharing Page*.

No judge necessary. Your painting will be automatically entered when you post. Please be sure to note on your post that your painting is for the Monthly Raffle. This is necessary since you can also post your other paintings and other contests and events may be in progress at any time. A drawing will be done after the 25th. A winner will be announced by the end of the month. ENJOY!!!!

Monthly Themes for 2021...

JANUARY	- Winter Landscape
FEBRUARY	- Trees
MARCH	- Still Life
APRIL	- Floral
MAY	- Structures in the Landscape
JUNE	- Water or Seascape
JULY	- Sunsets
AUGUST	- Figure/Portrait
SEPTEMBER	- Animals
OCTOBER	- Fall Foliage
NOVEMBER	- Abstract
DECEMBER	- Holiday Theme

[Here](#) is the link to use. When you get there click on join. You will then be accepted and can begin to post. Patience, please, as it will only be checked a couple of times a day.

***DON'T FORGET - We have an Artist Resource page on our website noting [free instruction videos and activities](#).**



Piedmont Pastel Society



[Click here!](#)



Piedmont Pastel Society

Newsletter

February 2021
page 15

Painting the Landscape in Pastel - Albert Handell and Anita Louise West


I ran across [Painting the Landscape in Pastel](#) by Albert Handell and Anita Louise West on Amazon after seeing an ad for a workshop in *Pastel Magazine*. I'm glad I did. The book is written in first person through the voice of Handell. Albert Handell communicates in plain language. His ideas are presented simply and carefully. I wonder if some authors speak more plainly or if concepts are finally beginning to develop in my mind. It feels as though the language used here is the clearest thus far in my studies. Certainly, one can appreciate the craft a lifetime of study affords...

For example, the section on "Composing your picture" I found especially helpful: How to approach the blank canvas. The effect of horizon placement on depth. Handell speaks of using pattern to express realism, depth and movement. Using picture planes to establish a pleasing arrangement. He shares this information in a way that isn't condescending nor presumptuous. Handell doesn't assume you understand these concepts yet conveys his ideas like a mentor who likes his student whom he believes is capable of grasping theoretical philosophies of creating.

As a landscape painter, I feel he is someone I would enjoy meeting and want to absorb as much knowledge from as possible. I have reread several passages multiple times because I know there is wisdom if I can just comprehend. The captions on the illustrations actually further exemplify the text, making abstract concepts much more relatable and understandable. He manages to put into words what you are seeing on the canvas in such a way as to make sense of the decisions that led to a successful composition. A brown blob of a mountain captivates, as only work of a true master could. In *Taos Casita*, pg. 74, with minimal strokes he creates a vision that invites closer inspection. There is no detail yet it is somehow rich with detail.

Handell is a humble artist with a natural talent who has learned by studying and doing. I hope I get to meet him one day. He offers to answer questions through his blog and is incredibly generous with his hard-earned expertise. His book is a valuable addition to an artist's library but especially so for the pastel landscape painter. It is worth a close read and possibly a second or third read, as well. Other books by Albert Handell include [Intuitive Composition](#), [Intuitive Light](#), [Oil Painting Workshop](#), and [Pastel Painting Workshop](#). Handell is truly an old school master in our own time. He studied at the Art Students League in NY and it shows. This book was published in 2000 and it is still quite relevant. Born in 1937, Handell still leads workshops and offers visits to his studio.

There is the sense that Handell is speaking simply and directly because he wants to pass on wisdom that could be lost. Albert Handell is an artist I very much admire who seems to care that his reader learn the concepts he shares. An accomplished artist might feel the examples are too basic or the language too elementary. On the otherhand, who wouldn't benefit from new clarity in the description of simple compositions and the ways they work to create a strong painting. This is a book I know I will refer to and reread often.



Book Review



Piedmont Pastel Society



Find us on
Facebook

[Click here!](#)