



# Piedmont Pastel Society

## Newsletter

August 2020

President - [Eileen Wilhem](#)

Vice President - [Tracy Ference](#)

Secretary - [Deb Ashton](#)

Treasurer - [Eileen Wilhem](#)

Webmaster - [Regina Burchett](#)

Hospitality Chair - [Cammie Stadler](#)

Membership Chair - [Deborah Brown](#)

Program Chair - [Tracy Ference](#)

Statewide Chair - [Darlene Ferguson](#)

Exhibition Chair - [Ginny Stocker](#)

Marketing Chair - [Scarlett Fleming](#)

Onsite Program Assistant -  
[Carmen Davidson](#)



[Click Here!](#)

Hello PPS Members,

It amazes me each month seeing what you've been up to! As many of our creative outlets move online, staying connected has traversed new paths. In this newsletter you'll find ways members are staying connected and new opportunities to connect. We even have a questionnaire to fill out to help us find places to paint en plein air. Keep your fabulous work coming! We have awesome members. Enjoy!

-Scarlett Fleming  
Marketing Chair

### Contents:

Letter from the President	2
PPS Connect/News	3-4
Member Spotlight	5-6
Member News	7-8
On My Easel	9-13
What's Hot	14
Opportunities	15-20

Since **2007**



Piedmont Pastel Society

**The Piedmont Pastel Society, Charlotte, NC** is a non-profit organization established in 2007. Our goal is to promote and provide educational opportunities for our members; to enhance community awareness and appreciation of the value and beauty of soft pastels; and to connect individual artists in our region.

Members experience a creative environment for learning and sharing in art demonstrations, membership exhibitions, plein air outings, and workshops. Our programs and socials provide channels for networking, communication, and friendship.



# Piedmont Pastel Society

## Newsletter

August 2020  
page 2

### From our President:

Dear Members:

My husband has been diagnosed with Prostate Cancer. Normally that would be an easy cancer to cure. However my husband has a J-Pouch which makes treatment very challenging. He does not have a colon, instead he has a pouch made out of his small intestine.

Our surgeon at Wake Forest Baptist could not help us. We are checking with Duke and Cleveland Clinic in August to decide our course of action.

This means that I will step away from my President responsibilities for a while. Tracy will step in and keep things going along with the board.

It has been an honor working with you during this extraordinary year. I hope to rejoin you soon.

Warmly,

Eileen Wilhem



Piedmont Pastel Society

[Click here!](#)





# Piedmont Pastel Society

## Newsletter

August 2020  
page 3

### Optimism in Action

Anyone interested in gathering in small groups to paint en plein air? Do you have a favorite spot that you would like to share with the Piedmont Pastel Group?

Your help is needed en Plein Air preparations!

Please share your ideas with Karen Mello by answering the short questionnaire below. Let's try and schedule some paint time!!!

Submit your suggestions including private property (home, farm, woods, lake view) and public properties (parks, gardens, churches, greenway areas, sites for cityscapes grand and small, train tracks, roads for perspective) or other places you deem worthy!

Let's be ready! Click below to send in your ideas.

## PLEIN AIR QUESTIONNAIRE

Once some en plein air events have been arranged, look for them in the newsletter and PPS emails. Can't wait to get painting!



Piedmont Pastel Society



Find us on  
Facebook

[Click here!](#)

PPS Connect



# Piedmont Pastel Society

## Newsletter

August 2020  
page 4

### Raffle winners for June and July



Debbie Meade ► Piedmont Pastel Society

Jun 11 · 🌐

For the June raffle: Window Box Riot. 9 x 12" on UArt 400 mounted board.



Congratulations, Debbie and Celia!

Gorgeous paintings!

See the list of July entries below. We had 67!

Be sure to enter your work on the FB page:

[Piedmont Pastel Society Page](#)

(more info below)

The Winner is #20 - Celia Mills! **Congratulations!**



Celia Mills

Jul 12 · 🌐

July Raffle, Eyes to See



PPS News



Piedmont Pastel Society



Find us on  
Facebook

[Click here!](#)





# Piedmont Pastel Society

## Newsletter

August 2020  
page 5

### Meet PPS Members


(In an effort to connect PPS members and expand our networks, we are asking our members to tell us a little bit about themselves. We hope to include as many members as are willing to share. A few sentences about yourself and a couple of favorite works can be sent to [scarlett@scarlettfleming.com](mailto:scarlett@scarlettfleming.com). DON'T MAKE ME BEG YOU!)



## Anthony Hedrick

Born in Wichita, Kansas, I subsequently grew up on farms, ranches and small towns from Stillwater, Oklahoma to McPherson,

Kansas. At thirteen, the first real money I ever earned was spent on a Pinto mare.




By the time I was five, my mother and father recognized in me the makings of an artist. They had no background in art, but they saw to it that I received art instruction even though the rural school systems paid little attention to the luxury of such subjects. Having only The Saturday Evening Post to inform him, my dad considered Norman Rockwell the greatest artist that ever lived. On Saturdays he would drive me to the Woolaroc, Philbrook or Gilcrease Museums in the Tulsa area to see their collections. Fascinated by southwestern and First Nations images, I was acquainted with Remington, Russell and Black Bear Bosin long before I knew of Sargent, Ingres, Wyeth or Rothko.

# Meet PPS Members



Piedmont Pastel Society



[Click here!](#)



# Piedmont Pastel Society

## Newsletter

August 2020  
page 6

### Meet PPS Members

Anthony Hedrick (cont.)

Like most young people entering university art schools, one was considered provincial if they were not painting contemporary and/or



all the others immersed myself in the latest thing. I never enjoyed my work until I returned to the familiar vocabulary of representational and western images.

I am an Impressionist. Not so much with respect to color and light but more in the vein of the image. Like Degas, I prefer peering through the keyhole rather than posing the figure. I want to capture the snapshot of real life as it happens.

***Anthony Hedrick***

***Fine Artist***

Phone: 803-323-9308

Email: [tonyhedrickfineart@gmail.com](mailto:tonyhedrickfineart@gmail.com)


Website: [www.tonyhedrickfineart.com](http://www.tonyhedrickfineart.com)



abstract expressionist images. Though I longed to develop my gifts in draftsmanship and painting, I like



Piedmont Pastel Society



[Click here!](#)





# Piedmont Pastel Society

## Newsletter

August 2020  
page 7


From Sharon Brown - I put this summer project together for my Hartsville friends. We meet Wednesday afternoons, an hour and 15 minute drive - to enjoy what we're all doing. Much like the Pastel Wednesday group.

In March we had to stop our Wednesday art meetings where we share our work, learn new techniques, get projects to do - IF we want to. We bring in our work for critiques and enjoy just being with all the wonderful people in our group.

After that, we turned to social media by creating a Facebook website for just our group. We wanted to be with people we know and trust to continue as much of our normal communications as possible in a safe and fun environment.

Most summers we take a break and spend more time with grandkids and vacations.

Here's a look at this year's summer project:



### Our Summer Art Work 2020

#### "ANYTHING BUT NORMAL - NO YELLOW"

I'd like to propose a group project for this summer. Something that gives us a different point of view of a familiar symbol of summer. The SUNFLOWER! We have a beautiful bloom in our backyard and Kenny took all kinds of photos of it from different angles, focal points, and compositions. Frankie has selected #10. Was thinking we could all use one of these variations of this single flower. Let me know the image number and I'll send you the "big" file that will be about 8X10, and have enough resolution for enlarging. Or use your own sunflower. **But NO YELLOW.** I'd like to propose that we each select one of the fifteen photos and use **anything but YELLOW** and our FAV media, techniques and skills.

Crop, Enlarge, Duplicate, Combine, Flip, Cut, Paste

..... And use some of the wonderful techniques we have been sharing over the past five or six years. Watercolor, Masa paper, pour painting, pastel, gouache, acrylic, oil, colored pencil, stitch, quilt, weave, sculpt, negative paint, glaze, eradicate ....

You can work with the compliments - swap violet for yellow, red for green, and orange for blue. Or just select one color and do monochromatic color scheme ... and vary your dark, medium and light shades.


**NO HOLDS BARRED!!!**

Except - **no smaller than 8X10"**. (Frankie had to make at least ONE rule!!!)

This sets the theme for a show that will all work together - No Yellow - Go Green!!! Or some such tag line.



Piedmont Pastel Society



[Click here!](#)

Member News



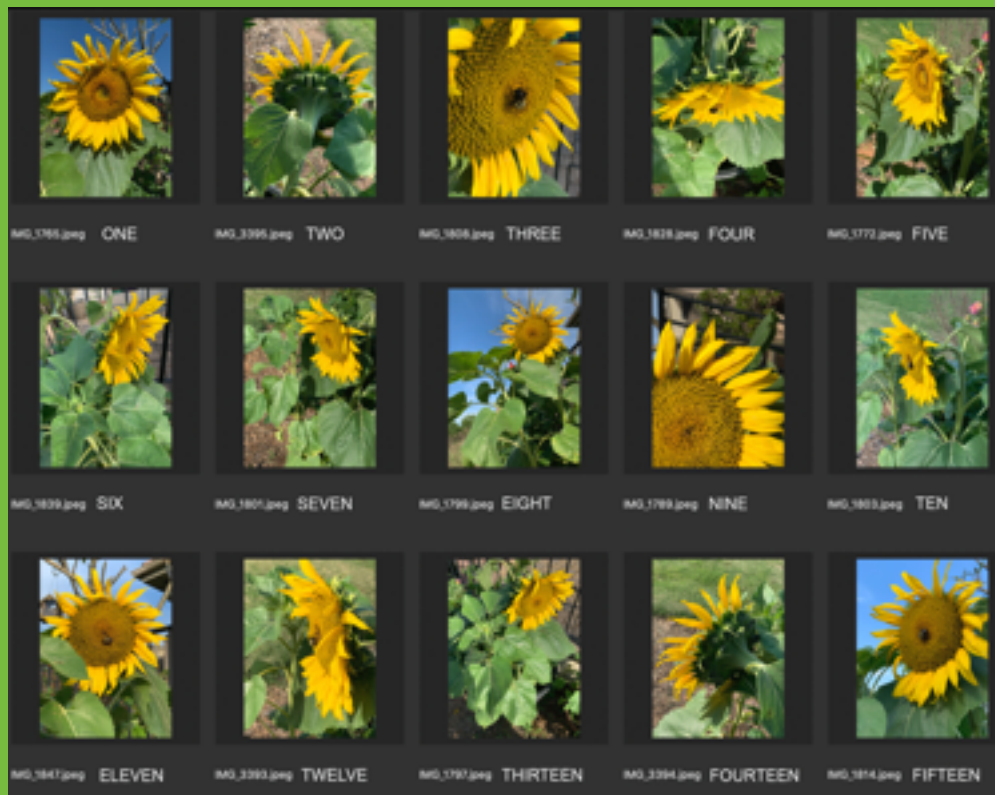
# Piedmont Pastel Society

## Newsletter

August 2020  
page 8

# Member News

Choose one of these or use your own.



After picking our flower photo, we share our progress each week on our hARTsville. We use Facebook and do our ongoing critiques online.



I was thinking about doing the blue close up and gluing sequins in the middle and then painting the leaves on another paper and cutting them out and making them 3D - maybe do some embroidery sticking around the leaf edges with silver thread to match sequins.  
~Sherry Brown


See some of Sherry's work on this project in On My Easel, below.

Pleasantly surprised to see my painting "Time for Lunch" featured in the Concord Independent Tribune Out & About section article about Cabarrus Art Guild's online exhibition. A first for both!

- Scarlett Fleming



Piedmont Pastel Society



[Click here!](#)





# Piedmont Pastel Society

## Newsletter

August 2020  
page 9

## On My Easel

During the pandemic, I am working at home and during the day I have this beautiful cardinal out my window. He seems to be watching me work. For some reason he sits on my Lantern outside my window and is there pretty regularly. He is so beautiful, so I took several photos of him. I decided to paint that beautiful stare.

Pastel Painting called, "Sir Cardinal's Stare".  
July 2020 by Patti Rank.

It's the little things that matter most, Patti! Thank you for sharing!




Here is one I'm working on – a challenge for me. Mist rising in the early morning on Badin Lake. Slowly working on this, mainly using Mount Vision pastels on Ampersand board, both of which I love. Maybe will be done before the fall comes! ~Regina Burchett

Can't wait to see it finished, Regina!



Piedmont Pastel Society



[Click here!](#)



# Piedmont Pastel Society

## Newsletter

August 2020  
page 10

## On My Easel



"From My Back Door" for a show called "Living Water" Pastel Society of Central Florida.

-Donna Tweedle

Makes me want to get in the boat, Donna!

From Betsy Payne Cook -

Attached a one minute time lapse video done while I was painting while anchored out on our boat: <https://www.youtube.com/watch?v=VvIGtn2KjFQ>

(This is cool to watch!)


It's a bit tricky painting on the boat since it doesn't stay still, even when anchored. After several trial runs I have two places to set up my sketchbook

box/easel. Using a chair as my "table" I can look out towards the stern or I can place everything on the cockpit and look to the bow. So far, all steady and stable! And with an attachment to hold my phone, I can film, too!

My set up for painting on the boat is a simplified version of my typical plein air supplies. I have my trusty sketchbook, and the smallest Heilman pastel box. The sketchbook pastel box, has an area for my pastels and the lid acts as an easel to hold the painting. I cut papers ahead of time, largest being 9x12 (so far). When I first started painting I used small sheets but I find the 5x8 sizes a bit restricting, I prefer making bigger strokes! All items are kept safe in a waterproof pouch. I leave incidentals on the boat, drawing tools, dust catcher, paper towels, tape, clips, small watercolor set and brushes.



Piedmont Pastel Society



[Click here!](#)





# Piedmont Pastel Society

## Newsletter

August 2020  
page 11

## On My Easel

I first used XL Graphite by Derwent. (see What's Hot below)

I then used some pastel on top for lighter tones.

I go a few times a week to draw and paint with friends at some park or other around Charlotte.

The Arboretum is nice because the restaurants are open and they have restrooms!

Janis Schneider



Belle Johnston Park

LOVE seeing everyone's work for the raffle. For hARTsville, I described my first project - not finished with blue painting yet. Plan on doing same design with pastel and watercolor.


- Sherry Brown



Acrylic drawing




Watercolor drawing



Pastel drawing



Piedmont Pastel Society



[Click here!](#)





# Piedmont Pastel Society

## Newsletter

August 2020  
page 12

## On My Easel

From Deb Brown -

The meaning of this painting is the reality of the presence and the wondrous love of God from the beginning of my life through to the end.

This first image is the love between my mother and I. I am that child but I am also the mother.

The second image is the gift of married love, faithful and strong presence.


The third is the marvelous privilege of giving life, in our case to two beautiful daughters.

The last is the Lord receiving me into His arms after I depart from this life.

I hope it will bless you.



Piedmont Pastel Society



[Click here!](#)



# Piedmont Pastel Society

## Newsletter

August 2020  
page 13

(Tony's On My Easel submission prompted me to ask him to do the member spotlight. Thank you, Tony!)

I grew up on ranches and farms in Oklahoma and Kansas. My family were either oilmen or stockmen so cowboying is in my blood. I knew of Remington and Russell long before I had heard of Degas and Sargent. Perhaps east of the Mississippi these images won't be

nearly as appreciated as they might be in San Antonio or Jackson Hole but I am right at home when painting them. Hope you enjoy this new series because there's more on the way.



High Ground



Knee Deep



A Grand Solitude



First Trail Ride




Steer View

Tony Hedrick  
Tega Cay, SC

Website: [www.tonyhedrickfineart.com](http://www.tonyhedrickfineart.com)



Piedmont Pastel Society



[Click here!](#)

On My Easel





# Piedmont Pastel Society

## Newsletter

August 2020  
page 14

### XL Graphite by Derwent

I used a new product called XL Graphite by Derwent. They're big chunks of muted colored graphite: blue, green, brown, taupe, grey and black.

They would be fun on a large sheet of paper! Try them out!




-submitted by Janis Schneider

What's Hot



Piedmont Pastel Society



[Click here!](#)





## Virtual Open Studio Days

- Are you craving the company of like-minded artists who love to chat about art stuff?
- Are you in a slump with your art and need an inspiration boost?
- Do you want to learn more about pastel and love to learn by watching?
- Is a full length workshop not in your budget?

After many weeks of tech struggles, I have started streaming from my studio in what I call live Virtual Open Studio Days, which are sort of a casual cross between classes, demos and mentoring. Laid back and informal with lots of live Q&A and discussions and demos on technique, process, and anything I happen to be working on in my studio.

Read more and sign up on my website at <https://www.ritakirkman.com/event/140413/live-virtual-open-studio-days-online-and-ongoing>





# Piedmont Pastel Society

## Newsletter

August 2020  
page 17

# Workshops & Events



pastel society of north carolina

Proudly hosts

*PURE COLOR*

**4th Annual  
ONLINE**

### International Juried Exhibition of Pastel Paintings

September 1, 2020 – September 30, 2020

Juror of Selection and Judge of Awards:

Christine Ivers- PSA-MP, IAPS/MC, CPS,  
PSWC

**OVER \$2000 in Cash Awards**

First Place - \$900

Second Place – \$650

Third Place - \$400

Honorable Mentions - 4 at \$75 each

#### Calendar of Events

Online Entry Opening	June 1, 2020
Online Entry Deadline	August 3, 2020
Notice of Acceptance	August 20, 2020
Online Show goes LIVE	September 1, 2020
Online Show closes	September 30, 2020

**Prospectus at [onlinejuriedshows.com](http://onlinejuriedshows.com)**



Piedmont Pastel Society



Find us on  
Facebook

[Click here!](#)



# Piedmont Pastel Society

## Newsletter

August 2020  
page 18

# Workshops & Events



**Hello Artists,**

After months of discussion, we have had to make the difficult decision to put safety first, and postpone the IAPS Convention until early Summer of 2022.

There are too many questions that cannot be answered at this time, and without definite knowledge of the CoVid situation next June, it is impossible to plan all the details that are needed for a successful and safe convention.

We are working with the hotel on final arrangements and dates for 2022, and this information will be communicated to everyone as soon as it is available.

If you have any questions, please contact us at [contact@IAPSpastel.org](mailto:contact@IAPSpastel.org)

Stay well and safe,

Richard G. McKinley


President, International Association of Pastel Societies

Red Weber

Executive Director



Piedmont Pastel Society



[Click here!](#)





# Piedmont Pastel Society

## Newsletter

August 2020  
page 19

# Workshops & Events



Piedmont Pastel Society

## July 2020 - Animal The Monthly Raffle Challenge

*Here is a list of all the entries. The number by each entry will be entered into the drawing that will take place this weekend. The winner will be announced here.*

*It was so exciting to see all the wonderful artwork! Get ready for our August Raffle which will be Animal Paintings. It will start on the 10th - 25th!*

- |   |   |
|---|---|
| 1. Anthony Hedrick - On Deck            | 35. Price Story - Frannie Bell                |
| 2. Jane Steelman - Dog                  | 36. Jane Steelman - Bruin                     |
| 3. Eileen Wilhem - Cat                  | 37. Celia Mills - Bird                        |
| 4. Eileen Wilhem - Bacon                | 38. Anthony Hedrick - Horse                   |
| 5. Jane Steelman - Dog                  | 39. Leslie Hudson-Tolles - Mustang Monogamy   |
| 6. Price Story - Dog                    | 40. Price Story - Frannie Bell 3              |
| 7. Eileen Wilhem - Curly                | 41. Anthony Hedrick - Steer                   |
| 8. Price Story - Lacey                  | 42. Kathryn Fry - Chelsea                     |
| 10. Deb Brown - Chicken                 | 43. Price Story - Frannie Bell 2              |
| 11. Malia Bryngelson - Lion             | 44. Anthony Hedrick - Sheep                   |
| 12. Price Story - SC Ponies             | 45. Debbie Rasberry - Don't Move              |
| 13. Price Story - Tulip                 | 46. Anthony Hedrick - Good Morning Sweet Baby |
| 14. Angela Harper - Elephant            | 47. Angela Harker - Goat                      |
| 15. Malia Bryngelson - Woolly Committee | 48. Jane Steelman - Charlie                   |
| 16. Jane Steelman - Karl                | 49. Anthony Hedrick - J                       |
| 16. Jane Steelman - Lyrin Eyes          | 50. Eileen Wilhem - Golden Girl               |
| 17. Price Story - The Best View         | 51. Malia Bryngelson - Buttons                |
| 18. Jeannie Gilland - I am Humiliated!  | 52. Jane Steelman - A Wild Hare               |
| 19. Celia Mills - A Mother's Care       | 53. Anthony Hedrick - Cowboy Pop Art          |
| 20. Celia Mills - Eyes to See           | 54. Angela Harker - Springbok                 |
| 21. Celia Mills - Winter Hope           | 55. Malia Bryngelson - Buttons 2              |
| 22. Jane Steelman - Ollie               | 56. Karen Mello - Llama                       |
| 23. Eileen Wilhem - Brat Goat           | 57. Price Story - Pearly Girl                 |
| 24. Eileen Wilhem - How Now             | 58. Susie Copley - Dog                        |
| 25. Price Story - Untitled Horse        | 59. Anthony Hedrick - Full Throttle           |
| 26. Debbie Meade - Patiently Waiting    | 60. Price Story - Three Amigos                |
| 27. Anthony Hedrick - Untitled          | 61. Jane Steelman - Mom, What is Bedhead?     |
| 28. Anthony Hedrick - Horse             | 62. Ginny Stocker - Puppy                     |
| 29. Anthony Hedrick - Cow               | 63. Deb Brown - Eggs                          |
| 30. Eileen Wilhem - Roodle Doo          | 64. Ginny Stocker - Turkey                    |
| 31. Tracy Ference - Cat                 | 65. Ginny Stocker - Rooster                   |
| 32. Anthony Hedrick - Shammy            | 66. Celia Mills - Hummingbird                 |
| 33. Eileen Wilhem - Front Porch Therapy | 67. Karen Mello - Sheep                       |
| 34. Price Story - Junior Kitty          |   |

*Please contact Cammie Stadler at carola309@gmail.com/(704) 241-3474 if your entry is missing or for other questions.*

**\*DON'T FORGET - We have an Artist Resource page on our website noting free instruction videos and activities.**



Piedmont Pastel Society



Find us on  
Facebook

[Click here!](#)



# Piedmont Pastel Society

## Newsletter

August 2020  
page 20

# Workshops & Events



Piedmont Pastel Society

Keep sharing...

## *The Monthly Raffle Challenge*

*Because we are in a time with limitations for our group to participate in our regular workshops, meetings and social gatherings we are pleased to introduce a great way to keep you challenged and creative!*

Each month we are having a Face Book Art Raffle. A \$25 gift certificate will be awarded each month by a drawing. A year-end \$100 gift certificate from Richeson Pastels will be given also. These were made possible by an anonymous donation.

### How it Works....

There will be a theme each month. You will have from the 10th - 25th of that month to post your painting on the Facebook Sharing page at *Piedmont Pastel Society Sharing Page*.

**No judge necessary.** Your painting will be numbered as they are posted. Please be sure to note that it is for the Art Raffle: this is necessary since you can also post your other paintings at any time. A drawing will be done by two board members after the 25th. A winner will be announced by the end of the month.

We are excited to add the **Face Book Sharing Page** and encourage you to support each other as we continue with our pastel painting journeys.

### Monthly Themes...

JUNE	- Garden and Flowers
JULY	- Animal painting
AUGUST	- Landscapes
SEPTEMBER	- Painting done using no more than 100 strokes
OCTOBER	- Abstract painting
NOVEMBER	- Figure/portrait
DECEMBER	- Your Choice

Please contact Cammie Stadler at [carola309@gmail.com](mailto:carola309@gmail.com)/(704) 241-3474 with questions or suggestions.

The new page seems to be working fine and accepting posts. [Here](#) is the new link to use. When you get there click on join. You will then be accepted and can begin to post. Patience, please, as it will only be checked a couple of times a day.



Piedmont Pastel Society

This group overwhelms me every month with the amazing things you are doing and creating! Thank you so much to everyone who contributed! See you again in two months.  
- Scarlett



[Click here!](#)